


QLOCKTWO **W**

Instructions for use
arabic version

Enjoy the time


QLOCKTWO

Instructions for use

Read these instructions carefully before using QLOCKTWO  for the first time and observe the safety and handling instructions. These instructions are also available on our website: www.qlocktwo.com/info

Functions and operation

Commissioning

QLOCKTWO  is ready for use immediately. The time is displayed by briefly pressing the button (●). The time is set by pressing the button for a longer time (—).



Graphic representation/reading the time

Example 7.18 AM:



60 Hours

5 Text in 5-minute-increments

1 Each luminous dot
= plus 1 minute

Setting mode, pressing button for longer (—)

The following values can be set one after another:

- Hours
- 5-minute-increments
- 1-minute-increments

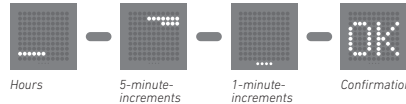
When setting the 1-minute-increments, the seconds are simultaneously set to 0. This allows to set the time exactly to the second.

Button functions in setting mode

With a long 3 second button press (—) the setting mode is activated. A further brief button press (●) increases the currently adjustable time, for instance the hour from ELEVEN to TWELVE.


To reach the next adjustable sequence, press the button for 2 seconds or wait for 8 seconds without pressing the button. This way you will get for example from the hour- to the 5-minute-setting mode.

You can exit the setting mode at any time. Press therefore the button and hold it for 4 seconds (—). When exiting the setting mode, settings are confirmed with the display "OK".




Repair

Changing the battery, maintenance and repair work must only be carried out by skilled personnel or a qualified workshop. Do not try

to repair the watch yourself. If your QLOCKTWO  does not operate correctly or is damaged, contact an official retailer or contact the manufacturer directly.


Warranty

QLOCKTWO W is guaranteed for two years. Damages caused by disregarding this instruction manual shall void all warranty claims. The warranty claim shall also become void if QLOCKTWO  is changed, opened or modified.

B&F Manufacture GmbH & Co. KG cannot be made liable for material damages or personal injuries caused by ignoring the instruction manual or improper handling.

Safety and handling

Water resistance

QLOCKTWO  is tested for water resistance up to 5 ATM. The watch is not designed for showering, swimming or diving. Have the water resistance checked regularly by a specialised dealer, particularly after changing the battery or after the watch has been knocked or hit. Do not press the button if the watch is wet. Take the watch to an official

retailer if water has got into the watch or if the inside of the glass cover is steamed up. Leaving the watch in this condition may cause malfunctions. Due to the nature of the material, the service life of the calfskin strap may be affected if it gets wet frequently or is exposed to strong sunlight.

Temperature

Do not wear the wristwatch in places where the temperature is above or below the operating temperature range.

Magnetism

Do not put the wristwatch down near objects which may produce strong magnetic fields such as loudspeakers, mobile phones, electromagnetic kitchen equipment or medical instruments.

Vibrations

Do not expose the wristwatch to strong vibrations, for example, by dropping or knocking it against hard objects.

Chemicals

Avoid using the wristwatch in places where it is exposed to chemicals or corrosive gases. Solvents such as turpentine, benzene, or substances containing similar organic solvents may cause the

wristwatch to discolour, break or crack, etc. Casing, wristband and other parts may change colour if they come into contact with household chemicals.

Battery

The battery life depends on how often the display is activated. Only have the battery changed by an expert to guarantee that the correct battery is installed professionally and so seals can be checked. Extreme temperatures or high humidity can cause malfunctions or a reduction of battery life.

Keep removed batteries out of children's reach to prevent the batteries from being accidentally swallowed. See a doctor immediately if a battery is swallowed.

Disposal

Do not dispose of batteries with household waste. Please dispose of these properly and professionally.

Care

Wipe away dirt, sweat and water from casing and glass with a soft cloth. Do not use polishing cloths or solvents (such as turpentine, benzene, etc.) when cleaning, as they can damage the surface.

Regular inspections

To keep the watch waterproof, the seals and other components must be replaced regularly. Other parts must be checked and replaced as required. In case of exchange, always ask for original parts.

Technical data


Water resistance:	checked up to 5 ATM
Battery:	3 V button cell, type CR 2032
Accuracy:	±20 s per month
Operating temperature range:	from +5 °C to +35 °C



The technical data is subject to errors and alterations.
No liability is accepted for printing errors.

Dealer label | Date of Sale

BIEGERT & FUNK

QLOCKTWO 
B&F Manufacture GmbH & Co. KG
Schwaebisch Gmuend, Germany
© All rights reserved
www.qlocktwo.com